



Auburn School District

Enrollment

Enrollment
2025-26 School Year

18,013

Low-Income
2025-26 School Year

57.2%

English Language Learners
2025-26 School Year

30.3%

Finance



Per Pupil Expenditure
2024-25 School Year

\$20,033

Attendance



Students Attending 90% or
More of School Days in the
2024-25 School Year

64.8%

Assessment

Foundational Grade-level Knowledge (and above)

Consistent Grade-level Knowledge (and above)

ELA
2024-25 School Year

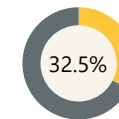
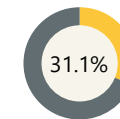
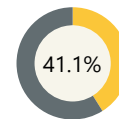
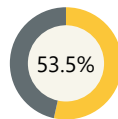
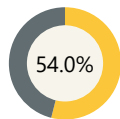
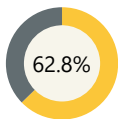
Math
2024-25 School Year

Science
2024-25 School Year

ELA
2024-25 School Year

Math
2024-25 School Year

Science
2024-25 School Year



Educators

Average Class Size
2024-25 School Year



20.9

Teacher Count
2024-25 School Year



1,129

Percent Teachers with Master's Degree or
Higher
2024-25 School Year



76.1%

Average Years of Teaching Experience
2024-25 School Year



12.8

Some data is not disclosed to protect student privacy and will be represented by a blank for student related measures. Due to reporting cycles, the most recent data for each measure may be from different school years. If a Finance or Educator measure is blank, there is no data for that organization in the currently reported year. To see more, visit <https://reportcard.ospi.k12.wa.us/>. If you have questions or comments, contact ReportCardRedesign@k12.wa.us.