



North Beach School District No. 64

Enrollment

Enrollment
2023-24 School Year

700

Low-Income
2023-24 School Year

69.6%

English Language Learners
2023-24 School Year

2.9%

Finance

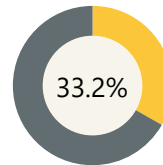
Per Pupil Expenditure
2022-23 School Year



\$21,389

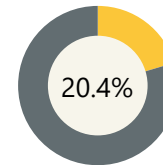
Assessment

ELA
2022-23 School Year



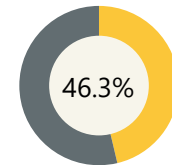
33.2%

Math
2022-23 School Year



20.4%

Science
2022-23 School Year



46.3%

Growth & Attendance



Have High ELA Growth
2022-23 School Year

27.5%



Have High Math Growth
2022-23 School Year

30.5%



Regular Attendance
2022-23 School Year

53.5%

Educators

Average Class Size
2022-23 School Year



14.1



Teacher Count
2022-23 School Year

54

Percent Teachers with Master's Degree or Higher
2022-23 School Year



48.1%



Teacher Experience
2022-23 School Year

8.9

Some data is not disclosed to protect student privacy and will be represented by N<10. Blank fields indicate no data was submitted to OSPI for this district or school. Due to reporting cycles, the most recent data for each measure may be from different school years. If a measure is blank, there is no data for that organization in the currently reported year.

To see more, visit <https://washingtonstaterreportcard.ospi.k12.wa.us/>

If you have questions or comments, contact ReportCardRedesign@k12.wa.us.