



Shoreline School District

Enrollment

Enrollment
2023-24 School Year

9,641

Low-Income
2023-24 School Year

31.6%

English Language Learners
2023-24 School Year

10.6%

Finance

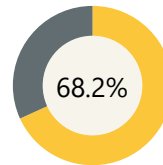
Per Pupil Expenditure
2022-23 School Year



\$18,114

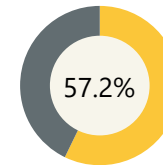
Assessment

ELA
2022-23 School Year



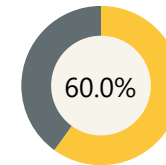
68.2%

Math
2022-23 School Year



57.2%

Science
2022-23 School Year



60.0%

Growth & Attendance



Have High ELA Growth
2022-23 School Year

39.9%



Have High Math Growth
2022-23 School Year

37.4%



Regular Attendance
2022-23 School Year

75.5%

Educators

Average Class Size
2022-23 School Year



23.2



Teacher Count
2022-23 School Year

550

Percent Teachers with Master's Degree or Higher
2022-23 School Year



70.9%



Teacher Experience
2022-23 School Year

13.9

Some data is not disclosed to protect student privacy and will be represented by N<10. Blank fields indicate no data was submitted to OSPI for this district or school. Due to reporting cycles, the most recent data for each measure may be from different school years. If a measure is blank, there is no data for that organization in the currently reported year.

To see more, visit <https://washingtonstaterreportcard.ospi.k12.wa.us/>

If you have questions or comments, contact ReportCardRedesign@k12.wa.us.