



Walla Walla Public Schools

Enrollment

Enrollment
2023-24 School Year

5,556

Low-Income
2023-24 School Year

71.0%

English Language Learners
2023-24 School Year

15.4%

Finance

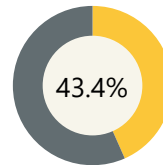
Per Pupil Expenditure
2022-23 School Year



\$17,441

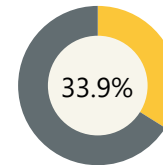
Assessment

ELA
2022-23 School Year



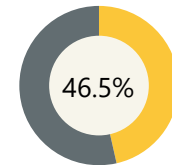
43.4%

Math
2022-23 School Year



33.9%

Science
2022-23 School Year



46.5%

Growth & Attendance



Have High ELA Growth
2022-23 School Year

32.7%



Have High Math Growth
2022-23 School Year

36.1%



Regular Attendance
2022-23 School Year

67.0%

Educators

Average Class Size
2022-23 School Year



16.5



Teacher Count
2022-23 School Year

348

Percent Teachers with Master's Degree or Higher
2022-23 School Year



70.1%



Teacher Experience
2022-23 School Year

14.8

Some data is not disclosed to protect student privacy and will be represented by N<10. Blank fields indicate no data was submitted to OSPI for this district or school. Due to reporting cycles, the most recent data for each measure may be from different school years. If a measure is blank, there is no data for that organization in the currently reported year.

To see more, visit <https://washingtonstaterreportcard.ospi.k12.wa.us/>

If you have questions or comments, contact ReportCardRedesign@k12.wa.us.