



# Wilson Creek School District

## Enrollment

Enrollment  
2023-24 School Year

115

Low-Income  
2023-24 School Year

54.8%

English Language Learners  
2023-24 School Year

1.7%

## Finance

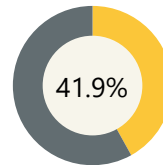
Per Pupil Expenditure  
2022-23 School Year



\$32,422

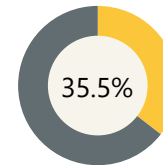
## Assessment

ELA  
2022-23 School Year



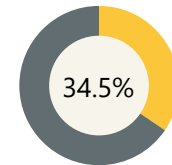
41.9%

Math  
2022-23 School Year



35.5%

Science  
2022-23 School Year



34.5%

## Growth & Attendance



Have High ELA Growth  
2022-23 School Year

36.8%



Have High Math Growth  
2022-23 School Year

47.5%



Regular Attendance  
2022-23 School Year

73.3%

## Educators

Average Class Size  
2022-23 School Year



6.4



Teacher Count  
2022-23 School Year

15

Percent Teachers with Master's Degree or Higher  
2022-23 School Year



73.3%



Teacher Experience  
2022-23 School Year

15.8

Some data is not disclosed to protect student privacy and will be represented by N<10. Blank fields indicate no data was submitted to OSPI for this district or school. Due to reporting cycles, the most recent data for each measure may be from different school years. If a measure is blank, there is no data for that organization in the currently reported year.

To see more, visit <https://washingtonstaterreportcard.ospi.k12.wa.us/>

If you have questions or comments, contact ReportCardRedesign@k12.wa.us.