



Sanislo Elementary School

Enrollment

Enrollment
2023-24 School Year

171

Low-Income
2023-24 School Year

67.3%

English Language Learners
2023-24 School Year

33.9%

Finance

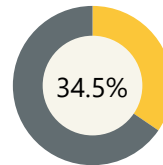
Per Pupil Expenditure
2022-23 School Year



\$29,054

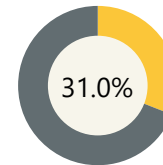
Assessment

ELA
2022-23 School Year



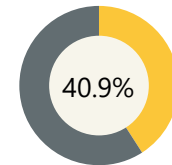
34.5%

Math
2022-23 School Year



31.0%

Science
2022-23 School Year



40.9%

Growth & Attendance



Have High ELA Growth
2022-23 School Year

36.4%



Have High Math Growth
2022-23 School Year

19.0%



Regular Attendance
2022-23 School Year

62.0%

Educators

Average Class Size
2022-23 School Year



15.8



Teacher Count
2022-23 School Year

18



Percent Teachers with Master's Degree or Higher
2022-23 School Year

83.3%



Teacher Experience
2022-23 School Year

12.1

Some data is not disclosed to protect student privacy and will be represented by N<10. Blank fields indicate no data was submitted to OSPI for this district or school. Due to reporting cycles, the most recent data for each measure may be from different school years. If a measure is blank, there is no data for that organization in the currently reported year.

To see more, visit <https://washingtonstaterreportcard.ospi.k12.wa.us/>

If you have questions or comments, contact ReportCardRedesign@k12.wa.us.