



# South Shore PK-8 School

## Enrollment

Enrollment  
2023-24 School Year

570

Low-Income  
2023-24 School Year

63.2%

English Language Learners  
2023-24 School Year

21.9%

## Finance

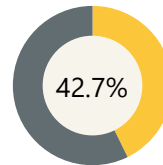
Per Pupil Expenditure  
2022-23 School Year



\$27,196

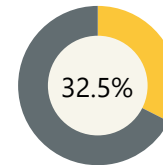
## Assessment

ELA  
2022-23 School Year



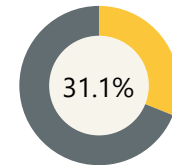
42.7%

Math  
2022-23 School Year



32.5%

Science  
2022-23 School Year



31.1%

## Growth & Attendance



Have High ELA Growth  
2022-23 School Year

29.8%



Have High Math Growth  
2022-23 School Year

37.7%



Regular Attendance  
2022-23 School Year

78.4%

## Educators

Average Class Size  
2022-23 School Year



18.7



Teacher Count  
2022-23 School Year

50

Percent Teachers with Master's Degree or Higher  
2022-23 School Year



86.0%



Teacher Experience  
2022-23 School Year

8.7

Some data is not disclosed to protect student privacy and will be represented by N<10. Blank fields indicate no data was submitted to OSPI for this district or school. Due to reporting cycles, the most recent data for each measure may be from different school years. If a measure is blank, there is no data for that organization in the currently reported year.

To see more, visit <https://washingtonstaterreportcard.ospi.k12.wa.us/>

If you have questions or comments, contact ReportCardRedesign@k12.wa.us.