



# Mt Baker Middle School

## Enrollment

Enrollment  
2023-24 School Year

921

Low-Income  
2023-24 School Year

52.2%

English Language Learners  
2023-24 School Year

23.0%

## Finance

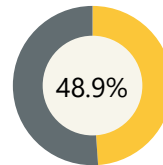
Per Pupil Expenditure  
2022-23 School Year



\$16,958

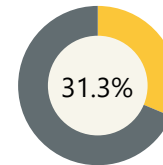
## Assessment

ELA  
2022-23 School Year



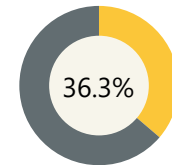
48.9%

Math  
2022-23 School Year



31.3%

Science  
2022-23 School Year



36.3%

## Growth & Attendance



Have High ELA Growth  
2022-23 School Year

33.1%



Have High Math Growth  
2022-23 School Year

27.7%



Regular Attendance  
2022-23 School Year

60.2%

## Educators

Average Class Size  
2022-23 School Year



18.7



Teacher Count  
2022-23 School Year

56

Percent Teachers with Master's Degree or Higher  
2022-23 School Year



82.1%



Teacher Experience  
2022-23 School Year

16.6

Some data is not disclosed to protect student privacy and will be represented by N<10. Blank fields indicate no data was submitted to OSPI for this district or school. Due to reporting cycles, the most recent data for each measure may be from different school years. If a measure is blank, there is no data for that organization in the currently reported year.

To see more, visit <https://washingtonstaterreportcard.ospi.k12.wa.us/>

If you have questions or comments, contact ReportCardRedesign@k12.wa.us.