



International Community School

Enrollment

Enrollment
2023-24 School Year

408

Low-Income
2023-24 School Year

2.9%

English Language Learners
2023-24 School Year

0.2%

Finance

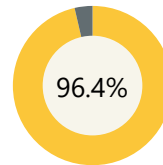
Per Pupil Expenditure
2022-23 School Year



\$18,108

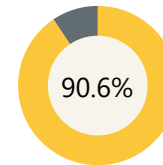
Assessment

ELA
2022-23 School Year



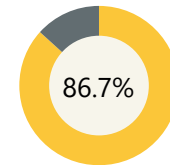
96.4%

Math
2022-23 School Year



90.6%

Science
2022-23 School Year



86.7%

Growth & Attendance



Have High ELA Growth
2022-23 School Year

51.3%



Have High Math Growth
2022-23 School Year

45.9%



Regular Attendance
2022-23 School Year

90.8%

Educators

Average Class Size
2022-23 School Year



17.7



Teacher Count
2022-23 School Year

28

Percent Teachers with Master's Degree or Higher
2022-23 School Year



75.0%



Teacher Experience
2022-23 School Year

11.4

Some data is not disclosed to protect student privacy and will be represented by N<10. Blank fields indicate no data was submitted to OSPI for this district or school. Due to reporting cycles, the most recent data for each measure may be from different school years. If a measure is blank, there is no data for that organization in the currently reported year.

To see more, visit <https://washingtonstaterreportcard.ospi.k12.wa.us/>

If you have questions or comments, contact ReportCardRedesign@k12.wa.us.