



Lopez Elementary School

Enrollment

Enrollment
2023-24 School Year

103

Low-Income
2023-24 School Year

54.4%

English Language Learners
2023-24 School Year

8.7%

Finance

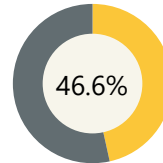
Per Pupil Expenditure
2022-23 School Year



\$32,412

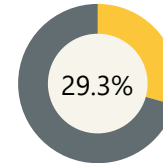
Assessment

ELA
2022-23 School Year



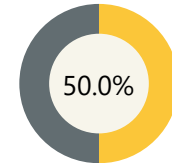
46.6%

Math
2022-23 School Year



29.3%

Science
2022-23 School Year



50.0%

Growth & Attendance



Have High ELA Growth
2022-23 School Year

33.3%



Have High Math Growth
2022-23 School Year

46.4%



Regular Attendance
2022-23 School Year

60.0%

Educators

Average Class Size
2022-23 School Year



13.7



Teacher Count
2022-23 School Year

16

Percent Teachers with Master's Degree or Higher
2022-23 School Year



81.3%



Teacher Experience
2022-23 School Year

13.2

Some data is not disclosed to protect student privacy and will be represented by N<10. Blank fields indicate no data was submitted to OSPI for this district or school. Due to reporting cycles, the most recent data for each measure may be from different school years. If a measure is blank, there is no data for that organization in the currently reported year.

To see more, visit <https://washingtonstaterreportcard.ospi.k12.wa.us/>

If you have questions or comments, contact ReportCardRedesign@k12.wa.us.