



# Columbia River Elementary

## Enrollment

Enrollment  
2023-24 School Year

611

Low-Income  
2023-24 School Year

58.9%

English Language Learners  
2023-24 School Year

24.2%

## Finance

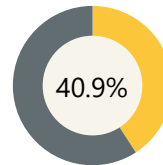
Per Pupil Expenditure  
2022-23 School Year



\$16,596

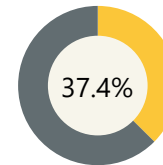
## Assessment

ELA  
2022-23 School Year



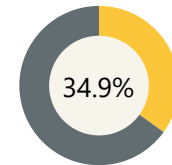
40.9%

Math  
2022-23 School Year



37.4%

Science  
2022-23 School Year



34.9%

## Growth & Attendance



Have High ELA Growth  
2022-23 School Year

31.8%



Have High Math Growth  
2022-23 School Year

31.5%



Regular Attendance  
2022-23 School Year

56.0%

## Educators

Average Class Size  
2022-23 School Year



19.7



Teacher Count  
2022-23 School Year

38

Percent Teachers with Master's Degree or Higher  
2022-23 School Year



73.7%



Teacher Experience  
2022-23 School Year

9.1

Some data is not disclosed to protect student privacy and will be represented by N<10. Blank fields indicate no data was submitted to OSPI for this district or school. Due to reporting cycles, the most recent data for each measure may be from different school years. If a measure is blank, there is no data for that organization in the currently reported year.

To see more, visit <https://washingtonstaterreportcard.ospi.k12.wa.us/>

If you have questions or comments, contact ReportCardRedesign@k12.wa.us.