



Washington State Summary

Brewster School District



520 W Main
BREWSTER, WA 98812-0097



509.689.3418

Enrollment*

1,007



45%

English Learners

93%

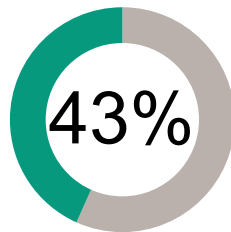
Low Income

Student Performance*

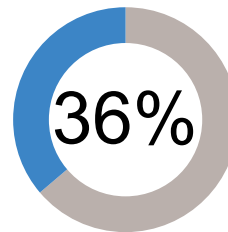
How are we doing getting students to their learning goals?



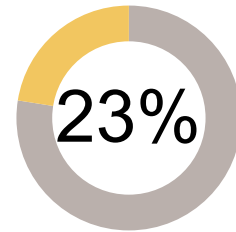
English Language Arts



Math



Science



Met grade level standards on state administered tests

How engaged are our students?



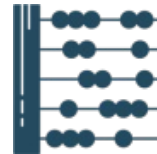
53%

9th Graders on Track to Graduate*



38%

Have High English Language Arts Growth*



40%

Have High Math Growth*

About Our Teachers and Classrooms



63

Number of Teachers

54%

Have Master's Degree or Higher

12.5

Average Years Experience



15.7

Number of Students per Teacher

Finances

How much money do we spend on each student?

\$9,771

Staff Salary & Benefits



\$2,454

Non-Personnel Costs

All information is for the 2017-18 school year, unless marked with an * to indicate 2018-19. To see more from the Washington State Report Card, visit WashingtonStateReportCard.OSPI.k12.wa.us/ReportCard/ViewSchoolOrDistrict/100027
If you have questions or comments, contact ReportCardRedesign@k12.wa.us

