



Eatonville School District

Enrollment

Enrollment
2024-25 School Year

2,067

Low-Income
2024-25 School Year

45.8%

English Language Learners
2024-25 School Year

0.9%

Finance



Per Pupil Expenditure
2023-24 School Year

\$17,841

Attendance



Students Attending 90% or
More of School Days in the
2023-24 School Year

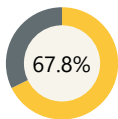
67.8%

Assessment

Foundational Grade-level Knowledge (and above)

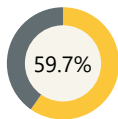
Consistent Grade-level Knowledge (and above)

ELA
2023-24 School Year



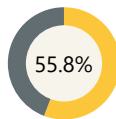
67.8%

Math
2023-24 School Year



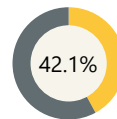
59.7%

Science
2023-24 School Year



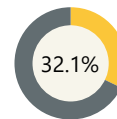
55.8%

ELA
2023-24 School Year



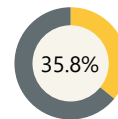
42.1%

Math
2023-24 School Year



32.1%

Science
2023-24 School Year



35.8%

Educators

Average Class Size
2023-24 School Year



16.4

Teacher Count
2023-24 School Year



151

Percent Teachers with Master's Degree or Higher
2023-24 School Year



72.8%

Teacher Experience
2023-24 School Year



11.7

Some data is not disclosed to protect student privacy and will be represented by a blank for student related measures. Due to reporting cycles, the most recent data for each measure may be from different school years. If a Finance or Educator measure is blank, there is no data for that organization in the currently reported year.

To see more, visit <https://reportcard.ospi.k12.wa.us/>

If you have questions or comments, contact ReportCardRedesign@k12.wa.us.