



Washington State Summary

Edmonds School District

20420 68TH AVE W
LYNNWOOD, WA 98036-7400

425.431.7001

Enrollment*

21,374



14%

English Learners

40%

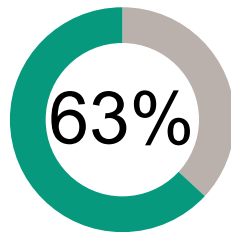
Low Income

Student Performance*

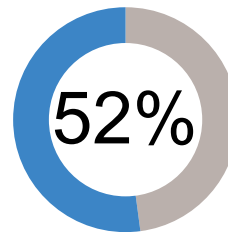
How are we doing getting students to their learning goals?



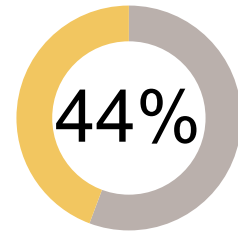
English Language Arts



Math



Science



Met grade level standards on state administered tests

How engaged are our students?



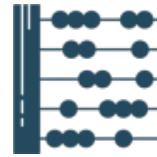
73%

9th Graders on Track to Graduate*



34%

Have High English Language Arts Growth*



36%

Have High Math Growth*

About Our Teachers and Classrooms



1,223

Number of Teachers

63%

Have Master's Degree or Higher

14.0

Average Years Experience



17.4

Number of Students per Teacher

Finances

How much money do we spend on each student?

\$11,713

Staff Salary & Benefits



\$1,589

Non-Personnel Costs

All information is for the 2017-18 school year, unless marked with an * to indicate 2018-19. To see more from the Washington State Report Card, visit WashingtonStateReportCard.OSPI.k12.wa.us/ReportCard/ViewSchoolOrDistrict/100075. If you have questions or comments, contact ReportCardRedesign@k12.wa.us

