



# Federal Way School District

## Enrollment

Enrollment  
2023-24 School Year

21,897

Low-Income  
2023-24 School Year

74.1%

English Language Learners  
2023-24 School Year

29.8%

## Finance

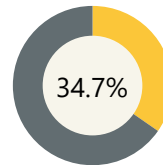
Per Pupil Expenditure  
2022-23 School Year



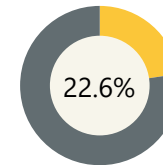
\$18,985

## Assessment

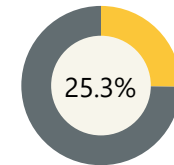
ELA  
2022-23 School Year



Math  
2022-23 School Year



Science  
2022-23 School Year



## Growth & Attendance



Have High ELA Growth  
2022-23 School Year

28.4%



Have High Math Growth  
2022-23 School Year

28.6%



Regular Attendance  
2022-23 School Year

61.1%

## Educators

Average Class Size  
2022-23 School Year



25.2



Teacher Count  
2022-23 School Year

1,265

Percent Teachers with Master's Degree or Higher  
2022-23 School Year



68.7%



Teacher Experience  
2022-23 School Year

11.4

Some data is not disclosed to protect student privacy and will be represented by N<10. Blank fields indicate no data was submitted to OSPI for this district or school. Due to reporting cycles, the most recent data for each measure may be from different school years. If a measure is blank, there is no data for that organization in the currently reported year.

To see more, visit <https://washingtonstatereportcard.ospi.k12.wa.us/>

If you have questions or comments, contact ReportCardRedesign@k12.wa.us.