



Washington State Summary Harrington School District

100 S First
HARRINGTON, WA 99134-0204

5092534331

Enrollment

2020-21 school year

146



0%

English Learners

40%

Low Income

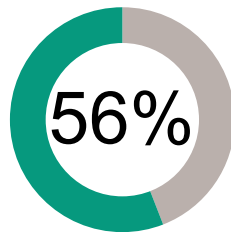
Student Performance

How are we doing getting students to their learning goals?

2018-19 school year

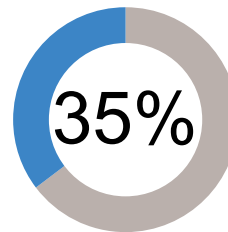


English Language Arts



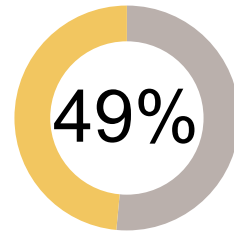
56%

Math



35%

Science



49%

Met grade level standards on state administered tests

How engaged are our students?



89%

Have Regular Attendance

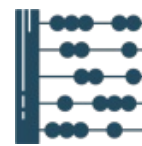
2019-20 school year



37%

Have High English Language Arts Growth

2018-19 school year



37%

Have High Math Growth

2018-19 school year

About Our Teachers and Classrooms

2019-20 school year



14

Number of Teachers

64.3%

Have Master's Degree or Higher

14.6

Average Years Experience

7.0

Average Class Size



Finances

2018-19 school year

How much money do we spend on each student?

\$18,872

Staff Salary & Benefits

\$6,398



Non-Personnel Costs

Some data is suppressed to protect student privacy and will be represented by N<10, blank fields indicate no data was submitted to OSPI for this district or school. To see more, visit <https://washingtonstaterreportcard.ospi.k12.wa.us/>

If you have questions or comments, contact ReportCardRedesign@k12.wa.us

