



Washington State Summary

Kettle Falls School District



325 East 3rd Ave Suite C
KETTLE FALLS, WA 99141-0458



Enrollment

2020-21 school year

1,136



1%

English Learners

47%

Low Income

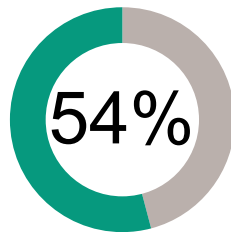
Student Performance

How are we doing getting students to their learning goals?

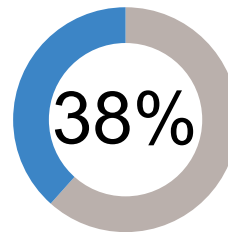
2018-19 school year



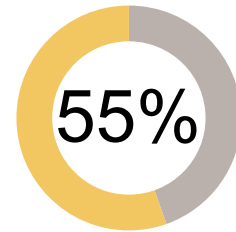
English Language Arts



Math



Science



Met grade level standards on state administered tests

How engaged are our students?



94%

Have Regular Attendance

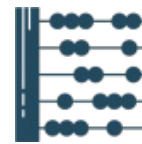
2019-20 school year



39%

Have High English Language Arts Growth

2018-19 school year



37%

Have High Math Growth

2018-19 school year

About Our Teachers and Classrooms

2019-20 school year



62

Number of Teachers

69.4%

Have Master's Degree or Higher

14.5

Average Years Experience



15.0

Average Class Size

Finances

2018-19 school year

How much money do we spend on each student?

\$10,035

Staff Salary & Benefits



\$2,935

Non-Personnel Costs

Some data is suppressed to protect student privacy and will be represented by N<10, blank fields indicate no data was submitted to OSPI for this district or school. To see more, visit <https://washingtontatereportcard.ospi.k12.wa.us/>

If you have questions or comments, contact ReportCardRedesign@k12.wa.us

