



North Beach School District No. 64

Enrollment

Enrollment
2023-24 School Year

700

Low-Income
2023-24 School Year

73.1%

English Language Learners
2023-24 School Year

2.9%

Finance



Per Pupil Expenditure
2022-23 School Year

\$21,389

Attendance



Students Attending 90% or
More of School Days in the
2022-2023 School Year

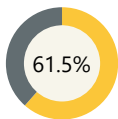
53.5%

Assessment

Foundational Grade-level Knowledge (and above)

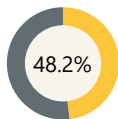
Consistent Grade-level Knowledge (and above)

ELA
2023-24 School Year



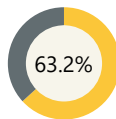
61.5%

Math
2023-24 School Year



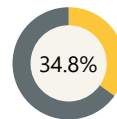
48.2%

Science
2023-24 School Year



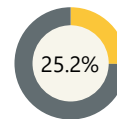
63.2%

ELA
2023-24 School Year



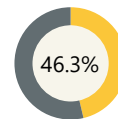
34.8%

Math
2023-24 School Year



25.2%

Science
2023-24 School Year



46.3%

Educators

Average Class Size
2022-23 School Year



14.1

Teacher Count
2022-23 School Year



54

Percent Teachers with Master's Degree or Higher
2022-23 School Year



48.1%

Teacher Experience
2022-23 School Year



8.9

Some data is not disclosed to protect student privacy and will be represented by a blank for student related measures. Due to reporting cycles, the most recent data for each measure may be from different school years. If a Finance or Educator measure is blank, there is no data for that organization in the currently reported year.

To see more, visit <https://reportcard.ospi.k12.wa.us/>

If you have questions or comments, contact ReportCardRedesign@k12.wa.us.