



# Washington State Summary

## North Mason School District

250 East Campus Drive  
Belfair, WA 98528

360.277.2300

### Enrollment

(2019-20 School Year)

2,398



15%

English Learners

57%

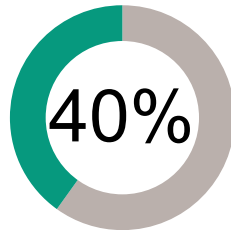
Low Income

### Student Performance

How are we doing getting students to their learning goals?

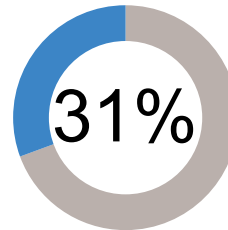


English Language Arts



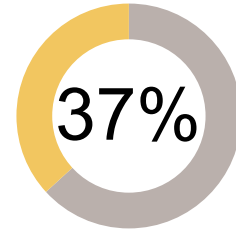
40%

Math



31%

Science



37%

Met grade level standards on state administered tests

### How engaged are our students?




60%

9th Graders on Track to Graduate



27%

Have High English Language Arts Growth



25%

Have High Math Growth

### About Our Teachers and Classrooms



144

Number of Teachers

52.8%

Have Master's Degree or Higher

12.6

Average Years Experience



16.2

Number of Students per Teacher

### Finances

(2017-18 School Year)

How much money do we spend on each student?

\$9,977

Staff Salary & Benefits



\$2,651

Non-Personnel Costs

All information is for the 2018-19 school year, unless otherwise noted. To see more from the Washington State Report Card, visit [WashingtonStateReportCard.OSPI.k12.wa.us/ReportCard/ViewSchoolOrDistrict/100170](http://WashingtonStateReportCard.OSPI.k12.wa.us/ReportCard/ViewSchoolOrDistrict/100170)  
If you have questions or comments, contact [ReportCardRedesign@k12.wa.us](mailto:ReportCardRedesign@k12.wa.us)

