



Washington State Summary

North Thurston Public Schools

305 COLLEGE ST NE
LACEY, WA 98516-5390

360.412.4413

Enrollment

(2019-20 School Year)

15,725



6%

English Learners

45%

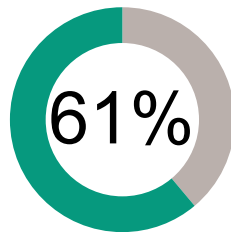
Low Income

Student Performance

How are we doing getting students to their learning goals?

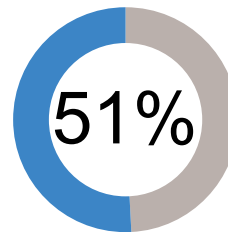


English Language Arts



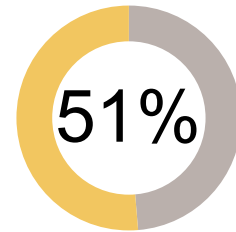
61%

Math



51%

Science



51%

Met grade level standards on state administered tests

How engaged are our students?




73%

9th Graders on Track to Graduate



32%

Have High English Language Arts Growth



32%

Have High Math Growth

About Our Teachers and Classrooms



922

Number of Teachers

67.0%

Have Master's Degree or Higher

13.0

Average Years Experience



16.4

Number of Students per Teacher

Finances

(2017-18 School Year)

How much money do we spend on each student?

\$10,536

Staff Salary & Benefits



\$2,136

Non-Personnel Costs

All information is for the 2018-19 school year, unless otherwise noted. To see more from the Washington State Report Card, visit WashingtonStateReportCard.OSPI.k12.wa.us/ReportCard/ViewSchoolOrDistrict/100172. If you have questions or comments, contact ReportCardRedesign@k12.wa.us

