



# South Whidbey School District

## Enrollment

Enrollment  
2023-24 School Year

1,187

Low-Income  
2023-24 School Year

35.9%

English Language Learners  
2023-24 School Year

1.3%

## Finance



Per Pupil Expenditure  
2022-23 School Year

\$18,662

## Attendance



Students Attending 90% or  
More of School Days in the  
2022-2023 School Year

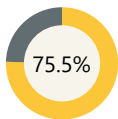
62.6%

## Assessment

### Foundational Grade-level Knowledge (and above)

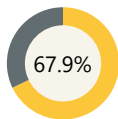
### Consistent Grade-level Knowledge (and above)

ELA  
2023-24 School Year



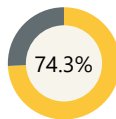
75.5%

Math  
2023-24 School Year



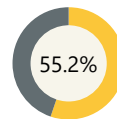
67.9%

Science  
2023-24 School Year



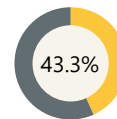
74.3%

ELA  
2023-24 School Year



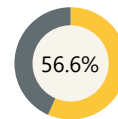
55.2%

Math  
2023-24 School Year



43.3%

Science  
2023-24 School Year



56.6%

## Educators

Average Class Size  
2022-23 School Year



11.5

Teacher Count  
2022-23 School Year



89

Percent Teachers with Master's Degree or Higher  
2022-23 School Year



70.8%

Teacher Experience  
2022-23 School Year



18.8

Some data is not disclosed to protect student privacy and will be represented by a blank for student related measures. Due to reporting cycles, the most recent data for each measure may be from different school years. If a Finance or Educator measure is blank, there is no data for that organization in the currently reported year.

To see more, visit <https://reportcard.ospi.k12.wa.us/>

If you have questions or comments, contact ReportCardRedesign@k12.wa.us.