



Washington State Summary Tacoma School District

601 S 8TH
TACOMA, WA 98401-1357

253.571.1010

Enrollment

(2019-20 School Year)

30,410



11%

English Learners

62%

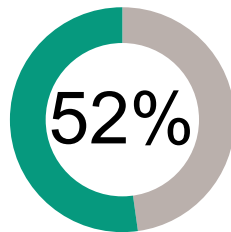
Low Income

Student Performance

How are we doing getting students to their learning goals?

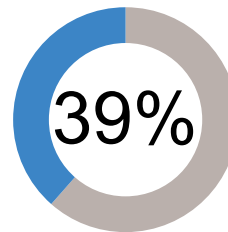


English Language Arts



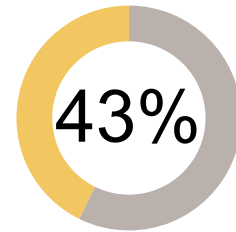
52%

Math



39%

Science



43%

Met grade level standards on state administered tests

How engaged are our students?




64%

9th Graders on Track to Graduate



32%

Have High English Language Arts Growth



29%

Have High Math Growth

About Our Teachers and Classrooms



1,686

Number of Teachers

57.4%

Have Master's Degree or Higher

14.1

Average Years Experience



17.1

Number of Students per Teacher

Finances

(2017-18 School Year)

How much money do we spend on each student?

\$12,458

Staff Salary & Benefits



\$1,967

Non-Personnel Costs

All information is for the 2018-19 school year, unless otherwise noted. To see more from the Washington State Report Card, visit WashingtonStateReportCard.OSPI.k12.wa.us/ReportCard/ViewSchoolOrDistrict/100261
If you have questions or comments, contact ReportCardRedesign@k12.wa.us

