



# Washington State Summary Tumwater School District

621 LINWOOD AVE SW  
TUMWATER, WA 98512-8499

360.709.7000

## Enrollment

(2019-20 School Year)

6,534



2%

English Learners

34%

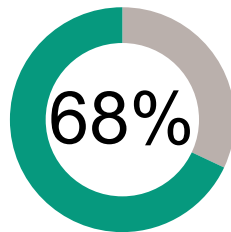
Low Income

## Student Performance

How are we doing getting students to their learning goals?

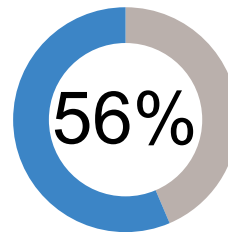


English Language Arts



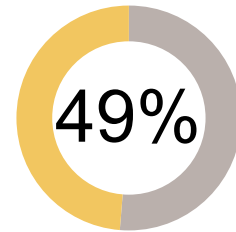
68%

Math



56%

Science



49%

Met grade level standards on state administered tests

## How engaged are our students?




80%

9th Graders on Track to Graduate



32%

Have High English Language Arts Growth



35%

Have High Math Growth

## About Our Teachers and Classrooms



405

Number of Teachers

60.7%

Have Master's Degree or Higher

15.2

Average Years Experience



16.5

Number of Students per Teacher

## Finances

(2017-18 School Year)

How much money do we spend on each student?

\$9,072

Staff Salary & Benefits



\$2,696

Non-Personnel Costs

All information is for the 2018-19 school year, unless otherwise noted. To see more from the Washington State Report Card, visit [WashingtonStateReportCard.OSPI.k12.wa.us/ReportCard/ViewSchoolOrDistrict/100273](http://WashingtonStateReportCard.OSPI.k12.wa.us/ReportCard/ViewSchoolOrDistrict/100273)  
If you have questions or comments, contact [ReportCardRedesign@k12.wa.us](mailto:ReportCardRedesign@k12.wa.us)

