



Washington State Summary

Battle Ground High School

300 W MAIN ST
BATTLE GROUND, WA 98604-0000

360.885.6560

Enrollment

(2019-20 School Year)

1,885



3%

English Learners

27%

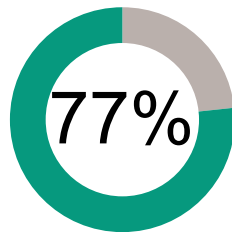
Low Income

Student Performance

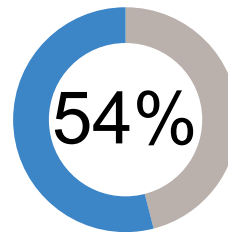
How are we doing getting students to their learning goals?



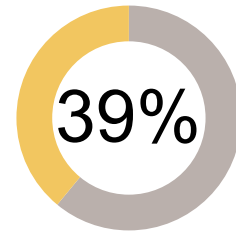
English Language Arts



Math



Science



Met grade level standards on state administered tests

How engaged are our students?



68%

9th Graders on Track to Graduate



59%

Took a Dual Credit Course



88%

Graduate in 4 years

About Our Teachers and Classrooms



114

Number of Teachers

61.4%

Have Master's Degree or Higher

15.0

Average Years Experience



17.5

Number of Students per Teacher

Finances

(2017-18 School Year)

How much money do we spend on each student?

\$9,118

Staff Salary & Benefits



\$2,502

Non-Personnel Costs

All information is for the 2018-19 school year, unless otherwise noted. To see more from the Washington State Report Card, visit WashingtonStateReportCard.OSPI.k12.wa.us/ReportCard/ViewSchoolOrDistrict/100634
If you have questions or comments, contact ReportCardRedesign@k12.wa.us

