



Washington State Summary

Pleasant Valley Primary



Enrollment*

534



13%

English Learners

36%

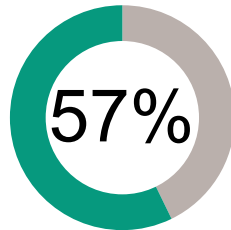
Low Income

Student Performance*

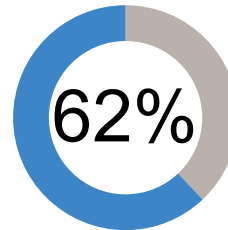
How are we doing getting students to their learning goals?



English Language Arts



Math



Science

Met grade level standards on state administered tests

How engaged are our students?



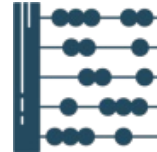
84%

Have Regular Attendance*



31%

Have High English Language Arts Growth*



36%

Have High Math Growth*

About Our Teachers and Classrooms



40

Number of Teachers

70%

Have Master's Degree or Higher

10.8

Average Years Experience



14.7

Number of Students per Teacher

Finances

How much money do we spend on each student?

\$9,745

Staff Salary & Benefits



\$2,502

Non-Personnel Costs

