



Washington State Summary

Pleasant Valley Middle

14320 NE 50TH AVE
VANCOUVER, WA 98686-0000

360.885.5501

Enrollment*

542



6%

English Learners

39%

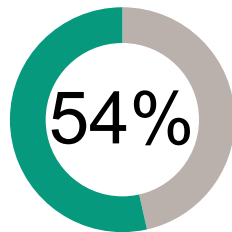
Low Income

Student Performance*

How are we doing getting students to their learning goals?

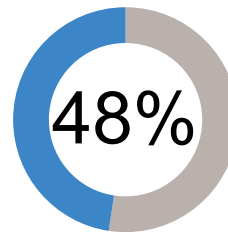


English Language Arts



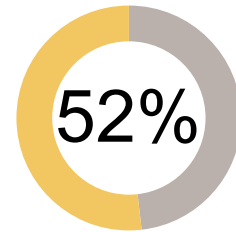
54%

Math



48%

Science



52%

Met grade level standards on state administered tests

How engaged are our students?




84%

Have Regular Attendance*



33%

Have High English Language Arts Growth*



40%

Have High Math Growth*

About Our Teachers and Classrooms



35

Number of Teachers

71%

Have Master's Degree or Higher

14.8

Average Years Experience



15.5

Number of Students per Teacher

Finances

How much money do we spend on each student?

\$9,305

Staff Salary & Benefits



\$2,502

Non-Personnel Costs

All information is for the 2017-18 school year, unless marked with an * to indicate 2018-19. To see more from the Washington State Report Card, visit WashingtonStateReportCard.OSPI.k12.wa.us/ReportCard/ViewSchoolOrDistrict/100642. If you have questions or comments, contact ReportCardRedesign@k12.wa.us

