



Washington State Summary

Captain Strong



Enrollment*

699



6%

English Learners

36%

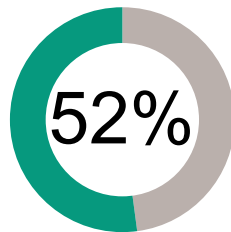
Low Income

Student Performance*

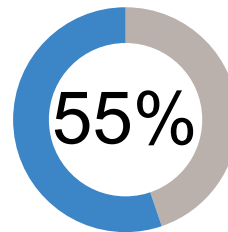
How are we doing getting students to their learning goals?



English Language Arts



Math



Science

Met grade level standards on state administered tests

How engaged are our students?




83%

Have Regular Attendance*



34%

Have High English Language Arts Growth*



29%

Have High Math Growth*

About Our Teachers and Classrooms



47

Number of Teachers

60%

Have Master's Degree or Higher

11.7

Average Years Experience



15.6

Number of Students per Teacher

Finances

How much money do we spend on each student?

\$9,622

Staff Salary & Benefits



\$2,502

Non-Personnel Costs



BY