



Washington State Summary

South Ridge Elementary

502 NW 199TH STREET
RIDGEFIELD, WA 98642-5601

360.619.1500

Enrollment*

522



7%

English Learners

25%

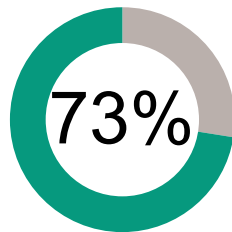
Low Income

Student Performance*

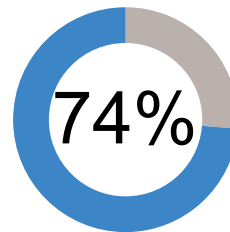
How are we doing getting students to their learning goals?



English Language Arts



Math



Science

Met grade level standards on state administered tests

How engaged are our students?



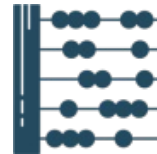
90%

Have Regular Attendance*



36%

Have High English Language Arts Growth*



48%

Have High Math Growth*

About Our Teachers and Classrooms



47

Number of Teachers

62%

Have Master's Degree or Higher

10.9

Average Years Experience



17.2

Number of Students per Teacher

Finances

How much money do we spend on each student?

\$7,819

Staff Salary & Benefits



\$2,747

Non-Personnel Costs

All information is for the 2017-18 school year, unless marked with an * to indicate 2018-19. To see more from the Washington State Report Card, visit WashingtonStateReportCard.OSPI.k12.wa.us/ReportCard/ViewSchoolOrDistrict/100651
If you have questions or comments, contact ReportCardRedesign@k12.wa.us

