



# Coweeman Middle School

## Enrollment

Enrollment  
2023-24 School Year

519

Low-Income  
2023-24 School Year

60.1%

English Language Learners  
2023-24 School Year

7.9%

## Finance

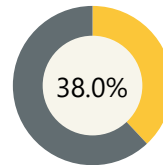
Per Pupil Expenditure  
2022-23 School Year



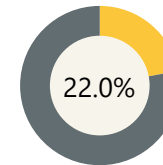
\$16,068

## Assessment

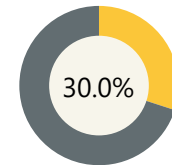
ELA  
2022-23 School Year



Math  
2022-23 School Year



Science  
2022-23 School Year



## Growth & Attendance



Have High ELA Growth  
2022-23 School Year

30.7%



Have High Math Growth  
2022-23 School Year

36.0%



Regular Attendance  
2022-23 School Year

68.9%

## Educators

Average Class Size  
2022-23 School Year



19.1



Teacher Count  
2022-23 School Year

30

Percent Teachers with Master's Degree or Higher  
2022-23 School Year



76.7%



Teacher Experience  
2022-23 School Year

11.3

Some data is not disclosed to protect student privacy and will be represented by N<10. Blank fields indicate no data was submitted to OSPI for this district or school. Due to reporting cycles, the most recent data for each measure may be from different school years. If a measure is blank, there is no data for that organization in the currently reported year.

To see more, visit <https://washingtonstatereportcard.ospi.k12.wa.us/>

If you have questions or comments, contact ReportCardRedesign@k12.wa.us.