



Washington State Summary

Satsop Elementary

853 MONTE ELMA RD
SATSOP, WA 98583-0000

360.482.5330

Enrollment

(2019-20 School Year)

60



0%

English Learners

60%

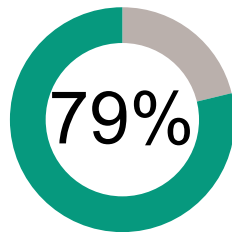
Low Income

Student Performance

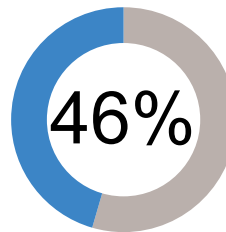
How are we doing getting students to their learning goals?



English Language Arts



Math



Science

Met grade level standards on state administered tests

How engaged are our students?




89%

Have Regular Attendance



42%

Have High English Language Arts Growth



15%

Have High Math Growth

About Our Teachers and Classrooms



4

Number of Teachers

75.0%

Have Master's Degree or Higher

24.6

Average Years Experience



13.8

Number of Students per Teacher

Finances

(2017-18 School Year)

How much money do we spend on each student?

\$8,038

Staff Salary & Benefits



\$3,491

Non-Personnel Costs

All information is for the 2018-19 school year, unless otherwise noted. To see more from the Washington State Report Card, visit WashingtonStateReportCard.OSPI.k12.wa.us/ReportCard/ViewSchoolOrDistrict/100905
If you have questions or comments, contact ReportCardRedesign@k12.wa.us

