



Washington Office of Superintendent of
PUBLIC INSTRUCTION

Thurgood Marshall Elementary

Address and Phone

2401 S IRVING ST
SEATTLE, WASHINGTON 98144
2062522800

Enrollment

Enrollment
2023-24 School Year

469

Low-Income
2023-24 School Year

39.9%

English Language Learners
2023-24 School Year

15.1%

Finance

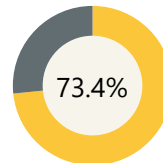
Per Pupil Expenditure
2022-23 School Year



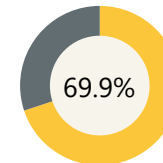
\$23,475

Assessment

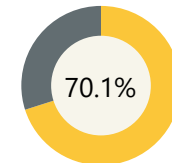
ELA
2022-23 School Year



Math
2022-23 School Year



Science
2022-23 School Year



Growth & Attendance



Have High ELA Growth
2022-23 School Year

42.2%



Have High Math Growth
2022-23 School Year

45.2%



Regular Attendance
2022-23 School Year

81.8%

Educators

Average Class Size
2022-23 School Year



20.4



Teacher Count
2022-23 School Year

45

Percent Teachers with Master's Degree or Higher
2022-23 School Year



75.6%



Teacher Experience
2022-23 School Year

10.3

Some data is not disclosed to protect student privacy and will be represented by N<10. Blank fields indicate no data was submitted to OSPI for this district or school. Due to reporting cycles, the most recent data for each measure may be from different school years. If a measure is blank, there is no data for that organization in the currently reported year.

To see more, visit <https://washingtonstatereportcard.ospi.k12.wa.us/>

If you have questions or comments, contact ReportCardRedesign@k12.wa.us.