



Washington State Summary

Montlake Elementary School

2409 22 AV E
SEATTLE, WA 98112-2646



Enrollment

(2019-20 School Year)

250



3%

English Learners

5%

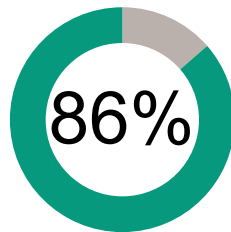
Low Income

Student Performance

How are we doing getting students to their learning goals?

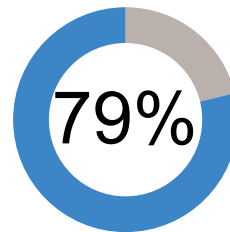


English Language Arts



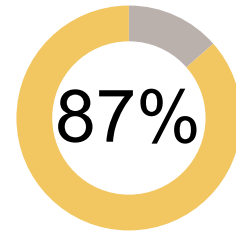
86%

Math



79%

Science



87%

Met grade level standards on state administered tests

How engaged are our students?




Have Regular Attendance



41%

Have High English Language Arts Growth



43%

Have High Math Growth

About Our Teachers and Classrooms



24

Number of Teachers

50.0%

Have Master's Degree or Higher

11.1

Average Years Experience



10.5

Number of Students per Teacher

Finances

How much money do we spend on each student?

\$14,419

Staff Salary & Benefits



\$2,559

Non-Personnel Costs

All information is for the 2018-19 school year, unless otherwise noted. To see more from the Washington State Report Card, visit WashingtonStateReportCard.OSPI.k12.wa.us/ReportCard/ViewSchoolOrDistrict/101083
If you have questions or comments, contact ReportCardRedesign@k12.wa.us

