



Washington State Summary

Sanislo Elementary School

1812 SW MYRTLE ST
SEATTLE, WA 98106-1644

2062528380

Enrollment

(2019-20 School Year)

218



32%

English Learners

61%

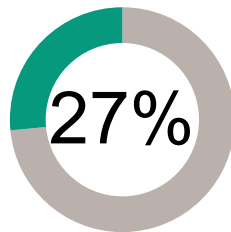
Low Income

Student Performance

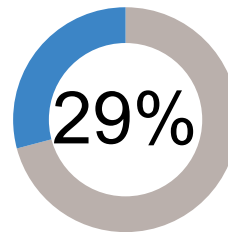
How are we doing getting students to their learning goals?



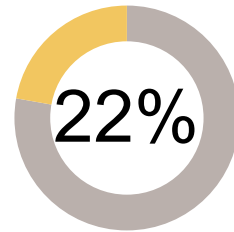
English Language Arts



Math



Science



Met grade level standards on state administered tests

How engaged are our students?



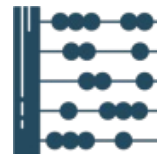
78%

Have Regular Attendance



33%

Have High English Language Arts Growth



32%

Have High Math Growth

About Our Teachers and Classrooms



22

Number of Teachers

50.0%

Have Master's Degree or Higher

12.0

Average Years Experience



9.9

Number of Students per Teacher

Finances

How much money do we spend on each student?

\$18,671

Staff Salary & Benefits



\$2,559

Non-Personnel Costs

All information is for the 2018-19 school year, unless otherwise noted. To see more from the Washington State Report Card, visit WashingtonStateReportCard.OSPI.k12.wa.us/ReportCard/ViewSchoolOrDistrict/101137
If you have questions or comments, contact ReportCardRedesign@k12.wa.us

