



Washington State Summary Shorewood High School

17300 Fremont Avenue N.
Shoreline, WA 98133-5299

206.393.4372

Enrollment

2020-21 school year

1,528



6%

English Learners

26%

Low Income

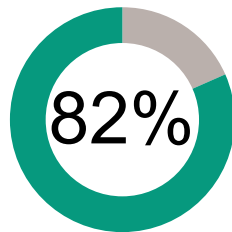
Student Performance

How are we doing getting students to their learning goals?

2018-19 school year

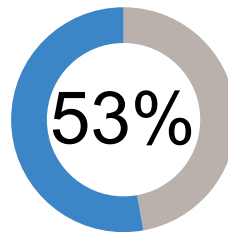


English Language Arts



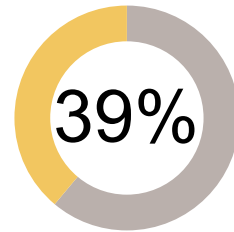
82%

Math



53%

Science



39%

Met grade level standards on state administered tests

How engaged are our students?



92%

9th Graders on Track to Graduate

2019-20 school year



83%

Took a Dual Credit Course

2019-20 school year



90%

Graduate in 4 years

2019-20 school year

About Our Teachers and Classrooms

2019-20 school year



91

Number of Teachers

59.3%

Have Master's Degree or Higher

13.6

Average Years Experience



22.0

Average Class Size

Finances

2018-19 school year

How much money do we spend on each student?

\$14,502

Staff Salary & Benefits



\$1,806

Non-Personnel Costs

Some data is suppressed to protect student privacy and will be represented by N<10, blank fields indicate no data was submitted to OSPI for this district or school. To see more, visit <https://washingtontatereportcard.ospi.k12.wa.us/>

If you have questions or comments, contact ReportCardRedesign@k12.wa.us

