



Washington State Summary

Mattson Middle School

16400 SE 251st ST
Covington, WA 98042-5217

253.373.7670

Enrollment

(2019-20 School Year)

689



13%

English Learners

43%

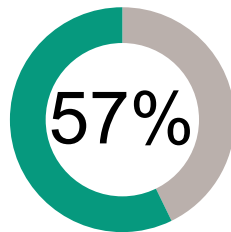
Low Income

Student Performance

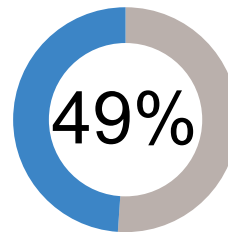
How are we doing getting students to their learning goals?



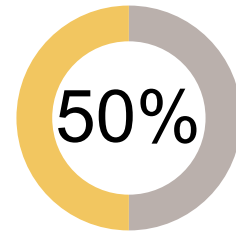
English Language Arts



Math



Science



Met grade level standards on state administered tests

How engaged are our students?




88%

Have Regular Attendance



30%

Have High English Language Arts Growth



28%

Have High Math Growth

About Our Teachers and Classrooms



35

Number of Teachers

62.9%

Have Master's Degree or Higher

16.3

Average Years Experience



17.5

Number of Students per Teacher

Finances

(2017-18 School Year)

How much money do we spend on each student?

\$12,164

Staff Salary & Benefits



\$1,790

Non-Personnel Costs

All information is for the 2018-19 school year, unless otherwise noted. To see more from the Washington State Report Card, visit WashingtonStateReportCard.OSPI.k12.wa.us/ReportCard/ViewSchoolOrDistrict/101597
If you have questions or comments, contact ReportCardRedesign@k12.wa.us

