



Washington State Summary

Kent Elementary School

24700 64th Ave S
Kent, WA 98032-6169

253.373.7497

Enrollment

(2019-20 School Year)

724



35%

English Learners

78%

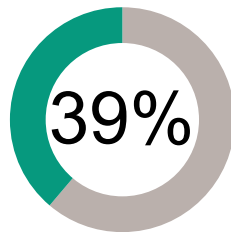
Low Income

Student Performance

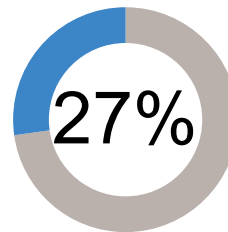
How are we doing getting students to their learning goals?



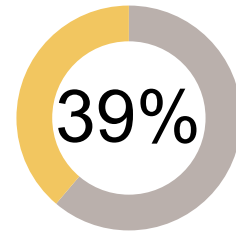
English Language Arts



Math



Science



Met grade level standards on state administered tests

How engaged are our students?




78%

Have Regular Attendance



30%

Have High English Language Arts Growth



23%

Have High Math Growth

About Our Teachers and Classrooms



47

Number of Teachers

46.8%

Have Master's Degree or Higher

10.6

Average Years Experience



14.1

Number of Students per Teacher

Finances

(2017-18 School Year)

How much money do we spend on each student?

\$12,014

Staff Salary & Benefits



\$1,790

Non-Personnel Costs

All information is for the 2018-19 school year, unless otherwise noted. To see more from the Washington State Report Card, visit WashingtonStateReportCard.OSPI.k12.wa.us/ReportCard/ViewSchoolOrDistrict/101616
If you have questions or comments, contact ReportCardRedesign@k12.wa.us

