



Washington State Summary Grapeview Elementary & Middle S..

822 E Mason Benson Rd
Grapeview, WA 98546-9514

360.426.4921

Enrollment

(2019-20 School Year)

206



0%

English Learners

48%

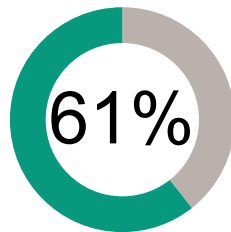
Low Income

Student Performance

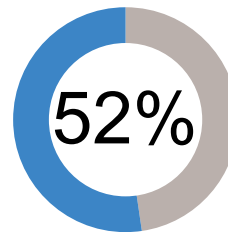
How are we doing getting students to their learning goals?



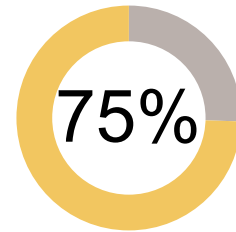
English Language Arts



Math



Science



Met grade level standards on state administered tests

How engaged are our students?




Have Regular Attendance



31%

Have High English Language Arts Growth



38%

Have High Math Growth

About Our Teachers and Classrooms



15

Number of Teachers

66.7%

Have Master's Degree or Higher

12.2

Average Years Experience



14.3

Number of Students per Teacher

Finances

(2017-18 School Year)

How much money do we spend on each student?

\$9,816

Staff Salary & Benefits



\$2,539

Non-Personnel Costs

All information is for the 2018-19 school year, unless otherwise noted. To see more from the Washington State Report Card, visit WashingtonStateReportCard.OSPI.k12.wa.us/ReportCard/ViewSchoolOrDistrict/101906
If you have questions or comments, contact ReportCardRedesign@k12.wa.us

