



# Washington State Summary

## Belfair Elementary

NE 22900 Hwy 3  
Belfair, WA 98528-0000

360.277.2231

### Enrollment

(2019-20 School Year)

452



17%

English Learners

56%

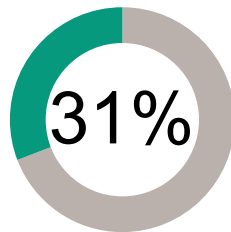
Low Income

### Student Performance

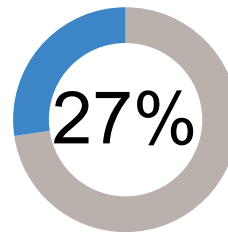
How are we doing getting students to their learning goals?



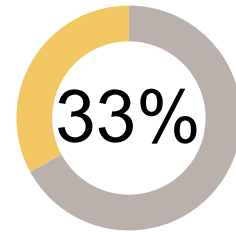
English Language Arts



Math



Science



Met grade level standards on state administered tests

### How engaged are our students?




81%

Have Regular Attendance



24%

Have High English Language Arts Growth



14%

Have High Math Growth

### About Our Teachers and Classrooms



32

Number of Teachers

59.4%

Have Master's Degree or Higher

14.0

Average Years Experience



15.7

Number of Students per Teacher

### Finances

How much money do we spend on each student?

\$12,279

Staff Salary & Benefits



\$2,570

Non-Personnel Costs

All information is for the 2018-19 school year, unless otherwise noted. To see more from the Washington State Report Card, visit [WashingtonStateReportCard.OSPI.k12.wa.us/ReportCard/ViewSchoolOrDistrict/101929](http://WashingtonStateReportCard.OSPI.k12.wa.us/ReportCard/ViewSchoolOrDistrict/101929)  
If you have questions or comments, contact [ReportCardRedesign@k12.wa.us](mailto:ReportCardRedesign@k12.wa.us)

