



Washington State Summary

Eatonville High School

302 Mashell Ave N
Eatonville, WA 98328-0699

360.879.1200

Enrollment

(2019-20 School Year)

583



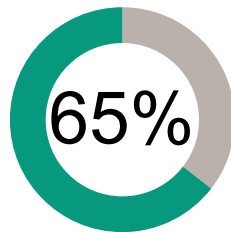
1% English Learners
34% Low Income

Student Performance

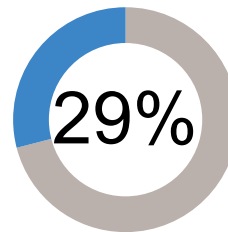
How are we doing getting students to their learning goals?



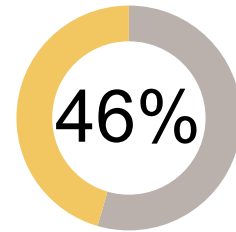
English Language Arts



Math



Science



Met grade level standards on state administered tests

How engaged are our students?



73%

9th Graders on Track to Graduate



78%

Took a Dual Credit Course



93%

Graduate in 4 years

About Our Teachers and Classrooms



34

Number of Teachers

55.9%

Have Master's Degree or Higher

14.1

Average Years Experience



17.3

Number of Students per Teacher

Finances

(2017-18 School Year)

How much money do we spend on each student?

\$9,649

Staff Salary & Benefits



\$2,819

Non-Personnel Costs

All information is for the 2018-19 school year, unless otherwise noted. To see more from the Washington State Report Card, visit WashingtonStateReportCard.OSPI.k12.wa.us/ReportCard/ViewSchoolOrDistrict/102315
If you have questions or comments, contact ReportCardRedesign@k12.wa.us

