



Washington State Summary

Big Lake Elementary School



Enrollment

2020-21 school year

254



6%

English Learners

23%

Low Income

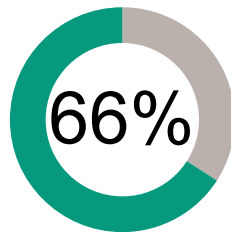
Student Performance

How are we doing getting students to their learning goals?

2018-19 school year

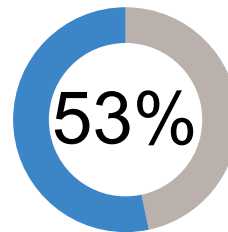


English Language Arts



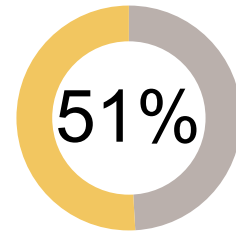
66%

Math



53%

Science



51%

Met grade level standards on state administered tests

How engaged are our students?



96%

Have Regular Attendance


2019-20 school year



35%

Have High English Language Arts Growth

2018-19 school year



31%

Have High Math Growth

2018-19 school year

About Our Teachers and Classrooms

2019-20 school year



24

Number of Teachers

54.2%

Have Master's Degree or Higher

10.9

Average Years Experience



23.0

Average Class Size

Finances

2018-19 school year

How much money do we spend on each student?

\$13,089

Staff Salary & Benefits



\$2,034

Non-Personnel Costs

Some data is suppressed to protect student privacy and will be represented by N<10, blank fields indicate no data was submitted to OSPI for this district or school. To see more, visit <https://washingtonstaterreportcard.ospi.k12.wa.us/>

If you have questions or comments, contact ReportCardRedesign@k12.wa.us

