



Washington State Summary Snohomish High School

1316 Fifth Street
Snohomish, WA 98290-0000

360.563.4001

Enrollment*

1,615



2%

English Learners

22%

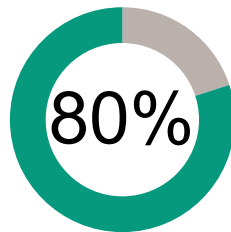
Low Income

Student Performance*

How are we doing getting students to their learning goals?

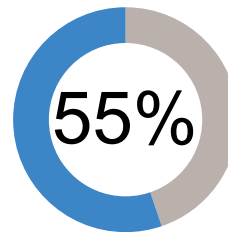


English Language Arts



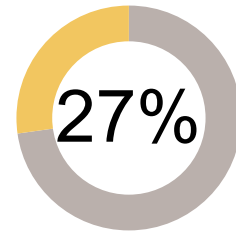
80%

Math



55%

Science



27%

Met grade level standards on state administered tests

How engaged are our students?



80%

9th Graders on Track to Graduate*



79%

Took a Dual Credit Course*



85%

Graduate in 4 years*

About Our Teachers and Classrooms



84

Number of Teachers

74%

Have Master's Degree or Higher

14.8

Average Years Experience



19.8

Number of Students per Teacher

Finances

How much money do we spend on each student?

\$10,973

Staff Salary & Benefits



\$2,239

Non-Personnel Costs

All information is for the 2017-18 school year, unless marked with an * to indicate 2018-19. To see more from the Washington State Report Card, visit WashingtonStateReportCard.OSPI.k12.wa.us/ReportCard/ViewSchoolOrDistrict/102623
If you have questions or comments, contact ReportCardRedesign@k12.wa.us

