



Washington State Summary

Fort Stevens Elementary

16525 100th Way SE
Yelm, WA 98597-9629

360.458.4800

Enrollment

2020-21 school year

486



5%

English Learners

61%

Low Income

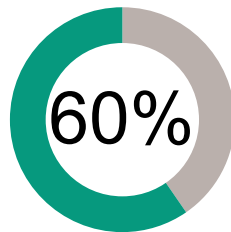
Student Performance

How are we doing getting students to their learning goals?

2018-19 school year

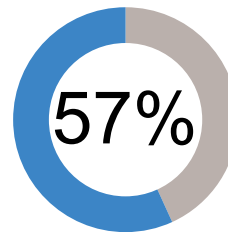


English Language Arts



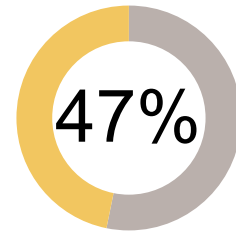
60%

Math



57%

Science



47%

Met grade level standards on state administered tests

How engaged are our students?



94%

Have Regular Attendance

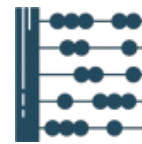
2019-20 school year



29%

Have High English Language Arts Growth

2018-19 school year



26%

Have High Math Growth

2018-19 school year

About Our Teachers and Classrooms

2019-20 school year



34

Number of Teachers

61.8%

Have Master's Degree or Higher

8.6

Average Years Experience

21.0

Average Class Size



Finances

2018-19 school year

How much money do we spend on each student?

\$11,939

Staff Salary & Benefits

\$2,470



Non-Personnel Costs

Some data is suppressed to protect student privacy and will be represented by N<10, blank fields indicate no data was submitted to OSPI for this district or school. To see more, visit <https://washingtonstaterreportcard.ospi.k12.wa.us/>

If you have questions or comments, contact ReportCardRedesign@k12.wa.us

