



Washington State Summary

Michael T Simmons Elementary

1205 2nd Avenue SW
Tumwater, WA 98512-0000

360.709.7100

Enrollment

(2019-20 School Year)

683



3%

English Learners

37%

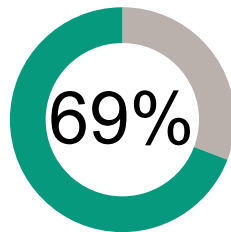
Low Income

Student Performance

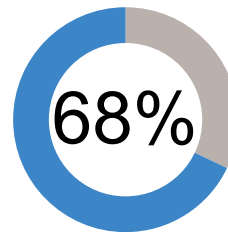
How are we doing getting students to their learning goals?



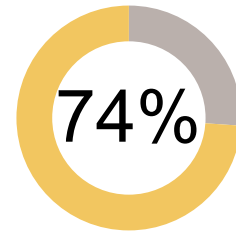
English Language Arts



Math



Science



Met grade level standards on state administered tests

How engaged are our students?




93%

Have Regular Attendance



30%

Have High English Language Arts Growth



42%

Have High Math Growth

About Our Teachers and Classrooms



50

Number of Teachers

60.0%

Have Master's Degree or Higher

13.3

Average Years Experience



13.6

Number of Students per Teacher

Finances

(2017-18 School Year)

How much money do we spend on each student?

\$9,459

Staff Salary & Benefits



\$2,696

Non-Personnel Costs

All information is for the 2018-19 school year, unless otherwise noted. To see more from the Washington State Report Card, visit WashingtonStateReportCard.OSPI.k12.wa.us/ReportCard/ViewSchoolOrDistrict/102947
If you have questions or comments, contact ReportCardRedesign@k12.wa.us

