



Ridgeline Middle School

Enrollment

Enrollment
2023-24 School Year

579

Low-Income
2023-24 School Year

44.9%

English Language Learners
2023-24 School Year

2.4%

Finance

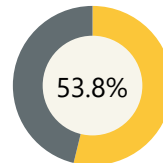
Per Pupil Expenditure
2022-23 School Year



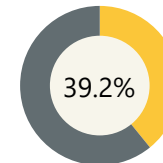
\$17,657

Assessment

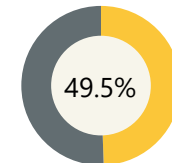
ELA
2022-23 School Year



Math
2022-23 School Year



Science
2022-23 School Year



Growth & Attendance



Have High ELA Growth
2022-23 School Year

33.9%



Have High Math Growth
2022-23 School Year

43.6%



Regular Attendance
2022-23 School Year

70.0%

Educators

Average Class Size
2022-23 School Year



17.0



Teacher Count
2022-23 School Year

36

Percent Teachers with Master's Degree or Higher
2022-23 School Year



69.4%



Teacher Experience
2022-23 School Year

13.0

Some data is not disclosed to protect student privacy and will be represented by N<10. Blank fields indicate no data was submitted to OSPI for this district or school. Due to reporting cycles, the most recent data for each measure may be from different school years. If a measure is blank, there is no data for that organization in the currently reported year.

To see more, visit <https://washingtonstatereportcard.ospi.k12.wa.us/>

If you have questions or comments, contact ReportCardRedesign@k12.wa.us.