



# Washington State Summary

## Kingston High School

26201 Siyaya Avenue NE  
Kingston, WA 98346

360.396.3302



### Enrollment

2020-21 school year

610



2%

English Learners

35%

Low Income

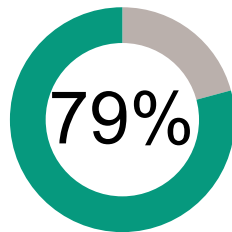
### Student Performance

How are we doing getting students to their learning goals?

2018-19 school year

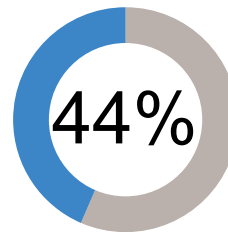


English Language Arts



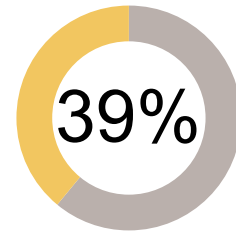
79%

Math



44%

Science



39%

Met grade level standards on state administered tests

### How engaged are our students?



82%

9th Graders on Track to Graduate

2019-20 school year



55%

Took a Dual Credit Course

2019-20 school year



95%

Graduate in 4 years

2019-20 school year

### About Our Teachers and Classrooms

2019-20 school year



37

Number of Teachers

56.8%

Have Master's Degree or Higher

12.8

Average Years Experience



18.0

Average Class Size

### Finances

2018-19 school year

How much money do we spend on each student?

\$12,769

Staff Salary & Benefits



\$2,243

Non-Personnel Costs

Some data is suppressed to protect student privacy and will be represented by N<10, blank fields indicate no data was submitted to OSPI for this district or school. To see more, visit <https://washingtontatereportcard.ospi.k12.wa.us/>

If you have questions or comments, contact [ReportCardRedesign@k12.wa.us](mailto:ReportCardRedesign@k12.wa.us)

