



# Washington State Summary

## Daybreak Primary



### Enrollment\*

549



11%

English Learners

43%

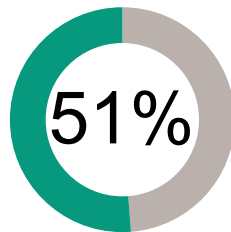
Low Income

### Student Performance\*

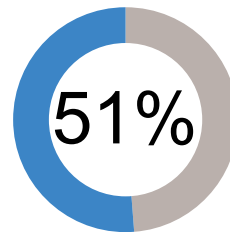
How are we doing getting students to their learning goals?



English Language Arts



Math



Science

Met grade level standards on state administered tests

### How engaged are our students?



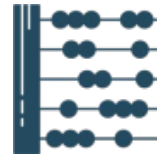
80%

Have Regular Attendance



37%

Have High English Language Arts Growth



40%

Have High Math Growth

### About Our Teachers and Classrooms



37

Number of Teachers

76%

Have Master's Degree or Higher

12.7

Average Years Experience



14.0

Number of Students per Teacher

### Finances

How much money do we spend on each student?

\$11,324

Staff Salary & Benefits



\$2,502

Non-Personnel Costs



BY