



Washington State Summary

Glacier Peak High School

7401 144th Pl SE
Snohomish, WA 98296

360.563.7300

Enrollment

(2019-20 School Year)

1,773



2%

English Learners

11%

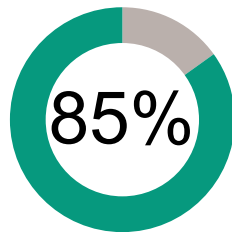
Low Income

Student Performance

How are we doing getting students to their learning goals?

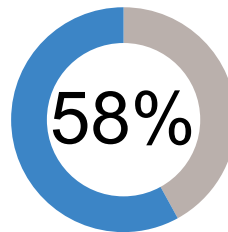


English Language Arts



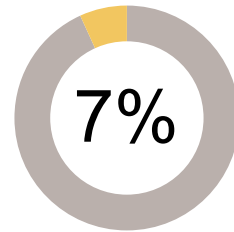
85%

Math



58%

Science



7%

Met grade level standards on state administered tests

How engaged are our students?



90%

9th Graders on Track to Graduate



83%

Took a Dual Credit Course



96%

Graduate in 4 years

About Our Teachers and Classrooms



82

Number of Teachers

68.3%

Have Master's Degree or Higher

14.5

Average Years Experience



21.8

Number of Students per Teacher

Finances

(2017-18 School Year)

How much money do we spend on each student?

\$9,451

Staff Salary & Benefits



\$2,239

Non-Personnel Costs

All information is for the 2018-19 school year, unless otherwise noted. To see more from the Washington State Report Card, visit WashingtonStateReportCard.OSPI.k12.wa.us/ReportCard/ViewSchoolOrDistrict/104722. If you have questions or comments, contact ReportCardRedesign@k12.wa.us

