



Washington State Summary

Tukes Valley Primary

20601 NE 167th Avenue
Battle Ground, WA 98604

360.885.6200

Enrollment

(2019-20 School Year)

565



4%

English Learners

30%

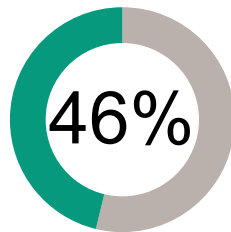
Low Income

Student Performance

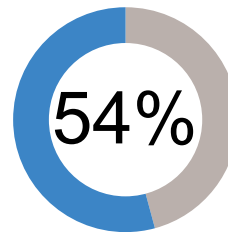
How are we doing getting students to their learning goals?



English Language Arts



Math



Science

Met grade level standards on state administered tests

How engaged are our students?




88%

Have Regular Attendance



26%

Have High English Language Arts Growth



23%

Have High Math Growth

About Our Teachers and Classrooms



41

Number of Teachers

73.2%

Have Master's Degree or Higher

12.7

Average Years Experience



13.7

Number of Students per Teacher

Finances

(2017-18 School Year)

How much money do we spend on each student?

\$10,591

Staff Salary & Benefits



\$2,502

Non-Personnel Costs

All information is for the 2018-19 school year, unless otherwise noted. To see more from the Washington State Report Card, visit WashingtonStateReportCard.OSPI.k12.wa.us/ReportCard/ViewSchoolOrDistrict/104733
If you have questions or comments, contact ReportCardRedesign@k12.wa.us

