









# Michael T Simmons Elementary

## 2021-22

Content Area  
Multiple values

		Elementary Curriculum	English Language Arts	Math	Science
Inexperienced status	All	 19.4%	0.0%		
	American Indian/ Alaskan Native	 25.0%	0.0%		
	Asian	 23.7%	0.0%		
	Black/ African American	 10.5%	0.0%		
	Hispanic/ Latino of any race(s)	 21.9%	0.0%		
	Native Hawaiian/ Other Pacific Islander	0.0%	0.0%		
	Race not Reported	1.3%			
	Students of Color	 21.8%	0.0%		
	Two or more races	 23.9%	0.0%		
	White	 21.0%	0.0%		
		0%	0%	0%	0%
Limited Certificated status	All	0.0%	0.0%		
	American Indian/ Alaskan Native	0.0%	0.0%		
	Asian	0.0%	0.0%		
	Black/ African American	0.0%	0.0%		
	Hispanic/ Latino of any race(s)	0.0%	0.0%		
	Native Hawaiian/ Other Pacific Islander	0.0%	0.0%		
	Race not Reported	0.0%			
	Students of Color	0.0%	0.0%		
	Two or more races	0.0%	0.0%		
	White	0.0%	0.0%		
		0%	0%	0%	0%
Out-of-Field status	All	0.0%	0.0%		
	American Indian/ Alaskan Native	0.0%	0.0%		
	Asian	0.0%	0.0%		
	Black/ African American	0.0%	0.0%		
	Hispanic/ Latino of any race(s)	0.0%	0.0%		
	Native Hawaiian/ Other Pacific Islander	0.0%	0.0%		
	Race not Reported	0.0%			
	Students of Color	0.0%	0.0%		
	Two or more races	0.0%	0.0%		
	White	0.0%	0.0%		
		0%	0%	0%	0%